



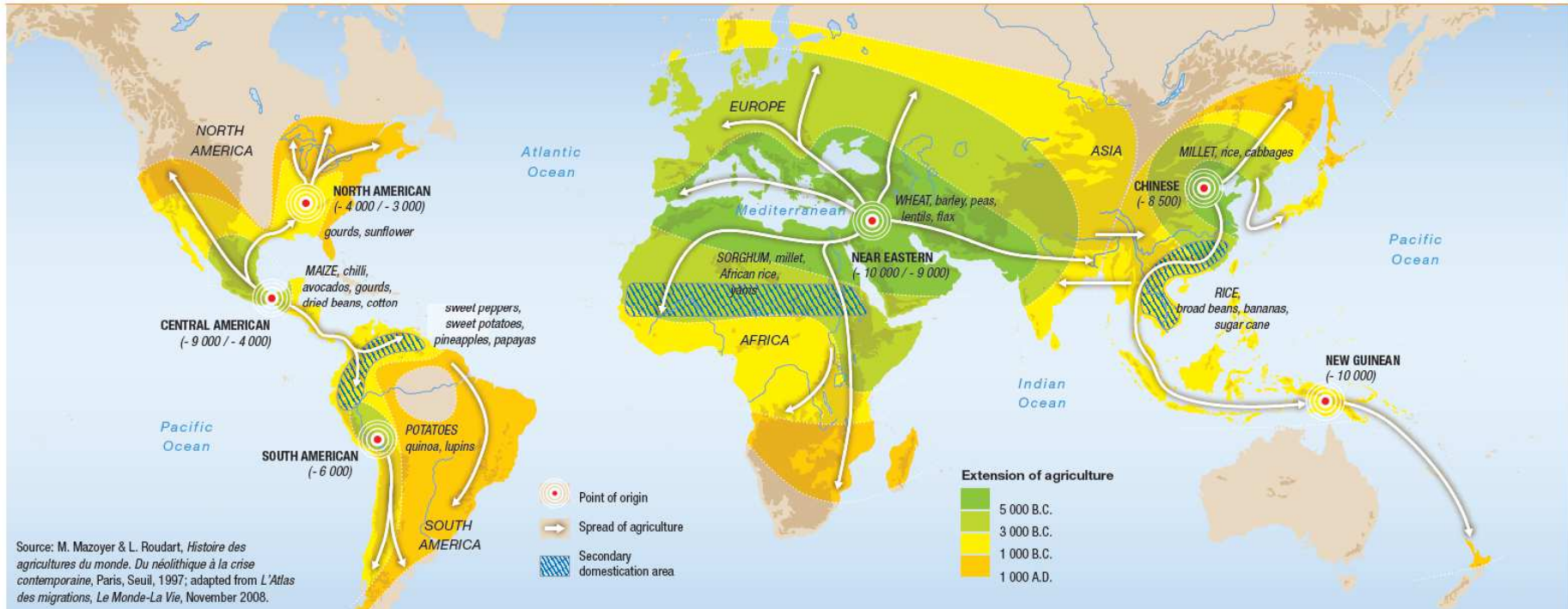
Exploring linkages between the Common Agricultural Policy and food security in the Mediterranean region

Noureddin Driouech
CIHEAM-IAM of Bari-Italy

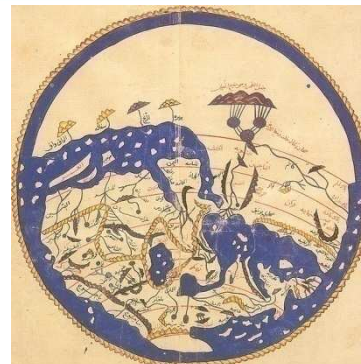



Historical Background

SPREAD OF AGRICULTURE



Roberto Gimeno, Cylla Suss et Atelier de cartographie de Sciences Po, septembre 2009

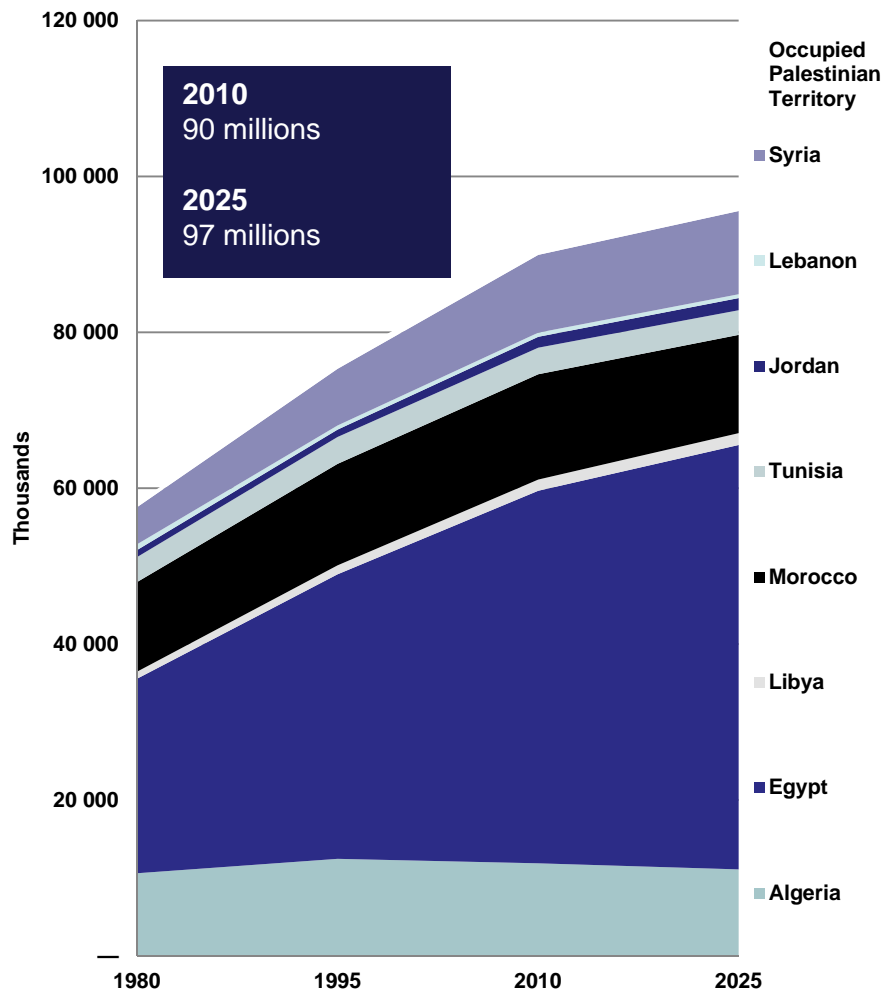


1154 world map by Moroccan cartographer al-Idrisi for king Roger of Sicily



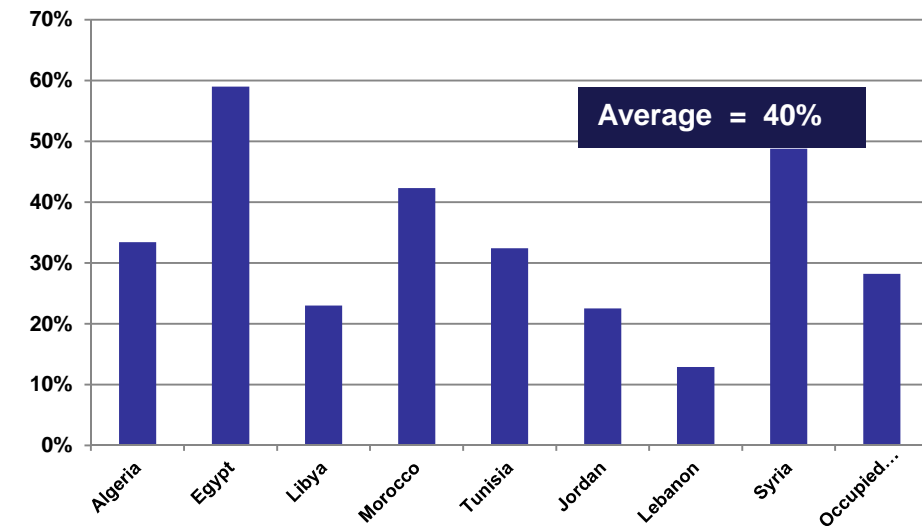
Agricultural and Rural World in non EU-Mediterranean countries

Rural Population
in the Mediterranean Arab Countries

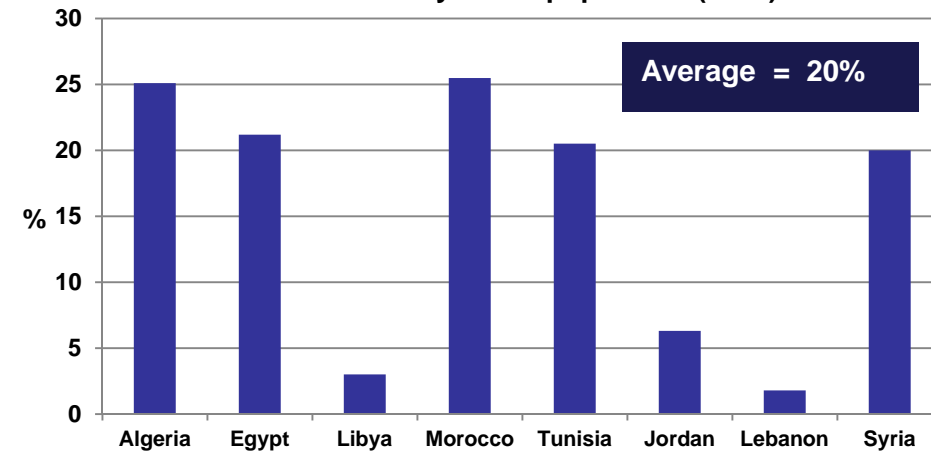


Source: UN Data, 2011

Share of the rural population (2010)

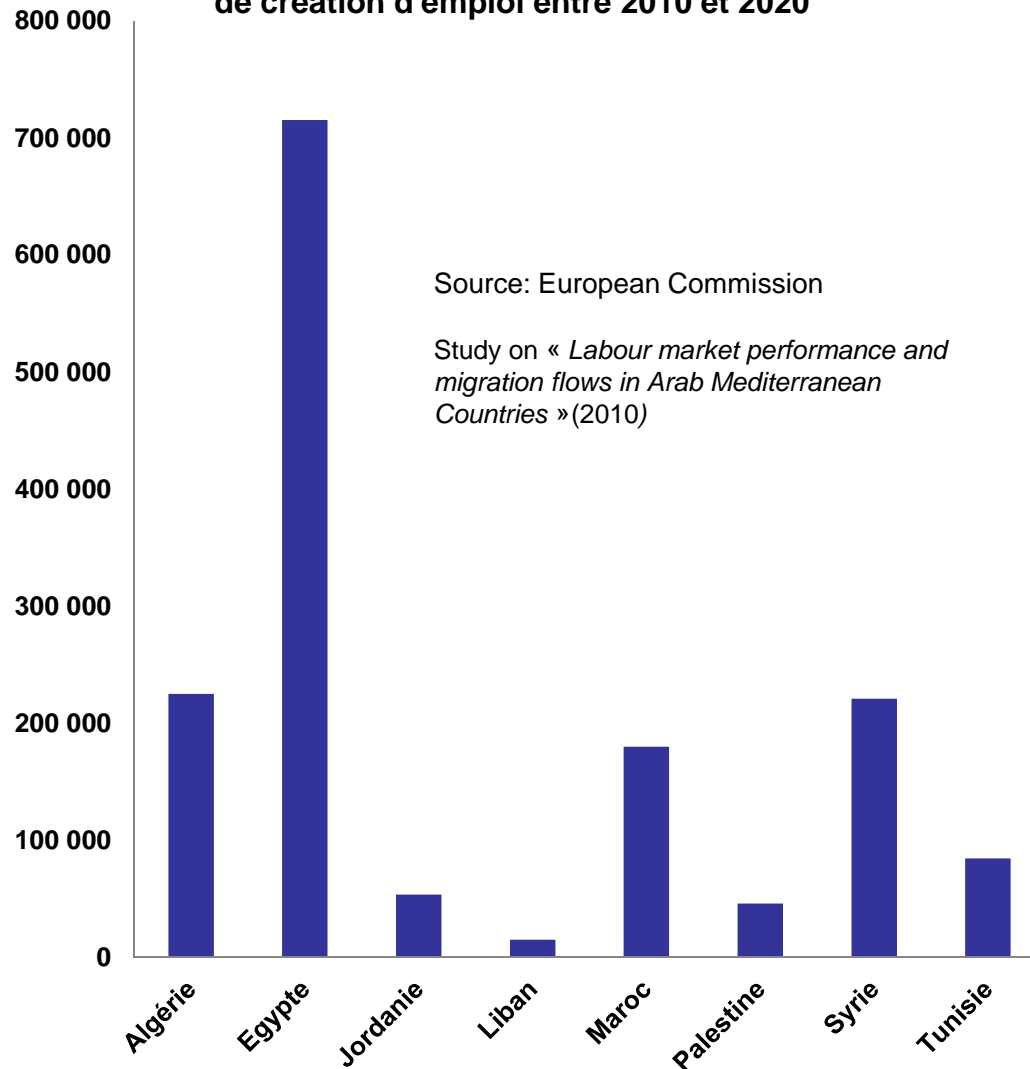


Agricultural Share
of total economically active population (2010)



Employment and Migration issues

**Estimation des besoins annuels
de création d'emploi entre 2010 et 2020**



We need to create around 15 millions New Jobs
in the MACs from 2010 to 2020 (50% of them only for
Egypt)

**Total Working Age Population (15-64)
From 2005 to 2030**

- **+ 156 millions for MENA Region**
- **- 24 millions for EU27**

In 2006, around 4,7 millions official emigrants
from MACs lived in EU27
(France, Italy, Spain, Germany, Netherlands, UK...)

In 2006, around 6,3 millions official emigrants
from MACs lived in the rest of the World

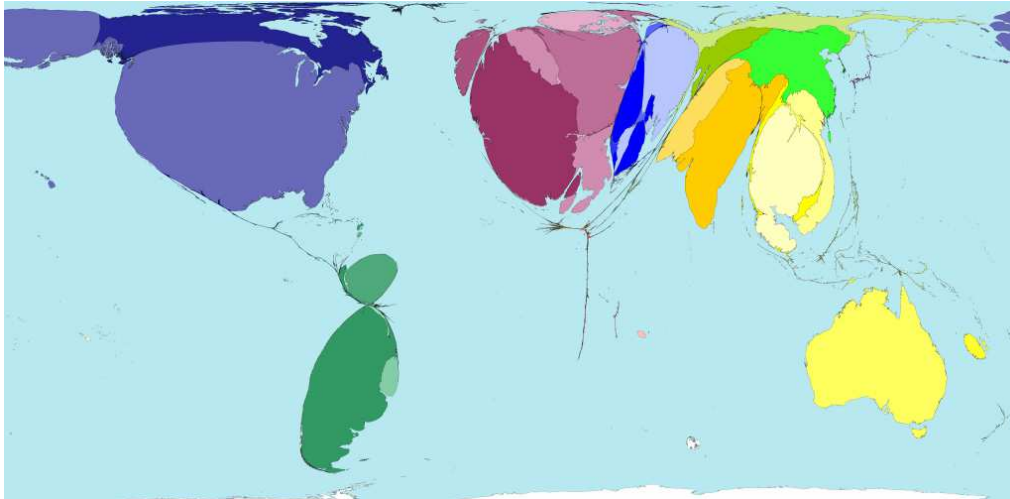
Total in 2006
= 11 millions emigrants from MACs in the World
= 5% of the total population of MACs

Now....

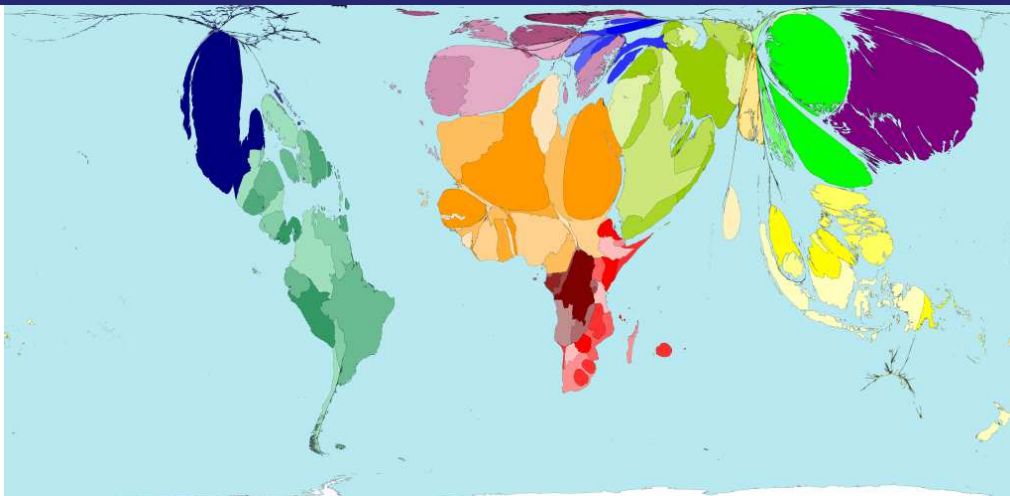
**Strong evolution in the MACs and increase of
migration pressure in the Mediterranean Basin ?**

Cereals Tensions

Cereals Exports



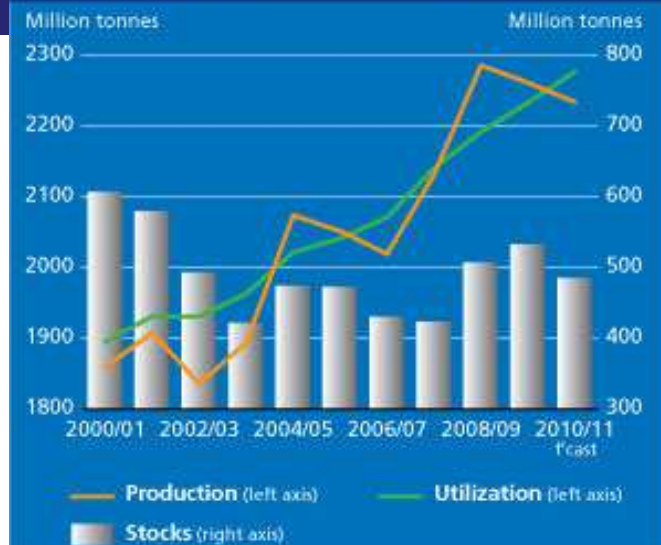
Cereals Imports



FAO Food Price Index



Cereal production, utilization and stocks

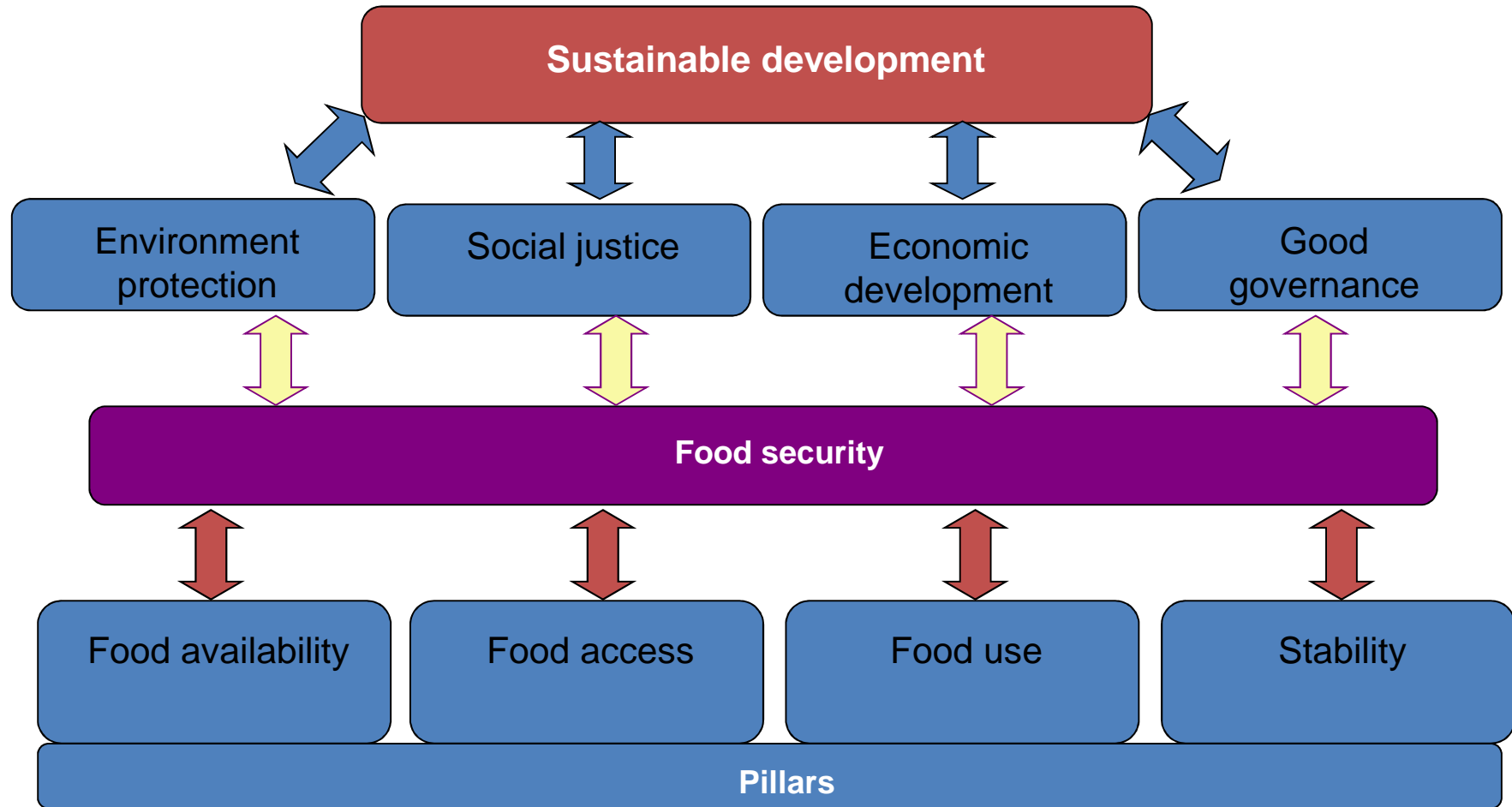


Food security: definition

According to FAO (2002):

*“Food security is a situation that exists when all people, at all times, have physical, social and economic access to **sufficient, safe and nutritious food** that meets their dietary needs and food preferences for **an active and healthy life**”.*

Food security: pillars and implications



- Food security is still a challenge in many Mediterranean countries.
- Food security is built on four pillars: availability, access, utilization and stability.

For most Mediterranean people affordability is a key factor determining access to food.

- Food access: having sufficient resources to obtain appropriate foods for a nutritious diet.
- Food affordability is dependent not only on food cost but also on the disposable income that can be spent on food.



The **Common Agricultural Policy (CAP)** is a European policy whose *raison d'être* is to support European farmers.

The EU has committed itself to **greater policy coherence for development** in its non-aid policies, including agricultural policy.



- The European Union is a leading world power in agricultural trade: It is **the largest exporter of processed food**, the second largest exporter of **dairy and pork** and the third largest exporter of **poultry and wheat**.
- Many of these products benefit from generous CAP subsidies awarded to European farmers and food processors.



The EU gives massive subsidy to **only 5%** of its citizens engaged in farming, which generates just **1.6% of its GDP**.

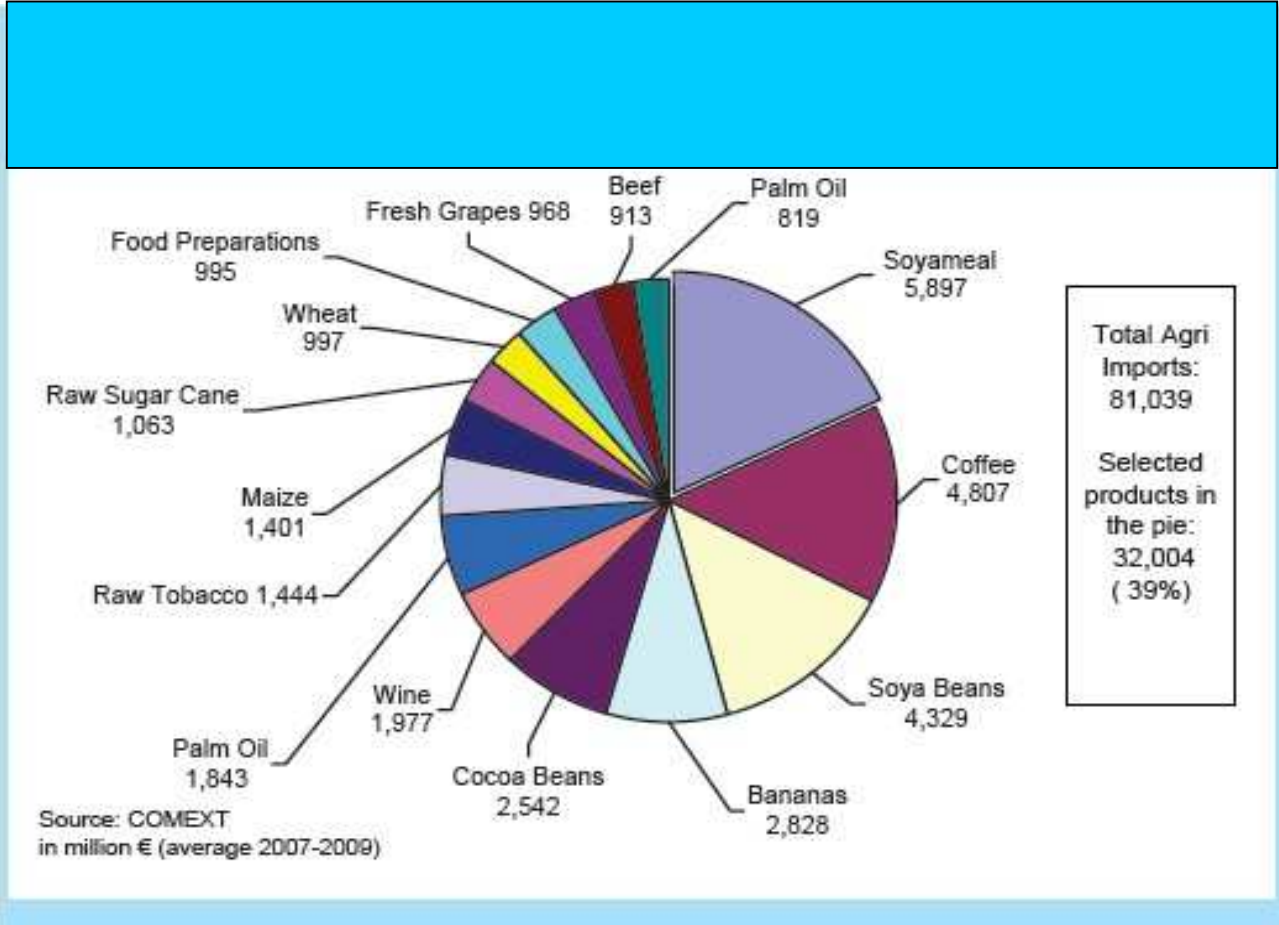
Strangely, subsidies are also given for keeping the land fallow, and **have been justified on account of environmental reasons**.

At the same time, the EU's free trade agreements (FTAs) force developing countries to open up their markets for European surplus production which has been stimulated by generous CAP support

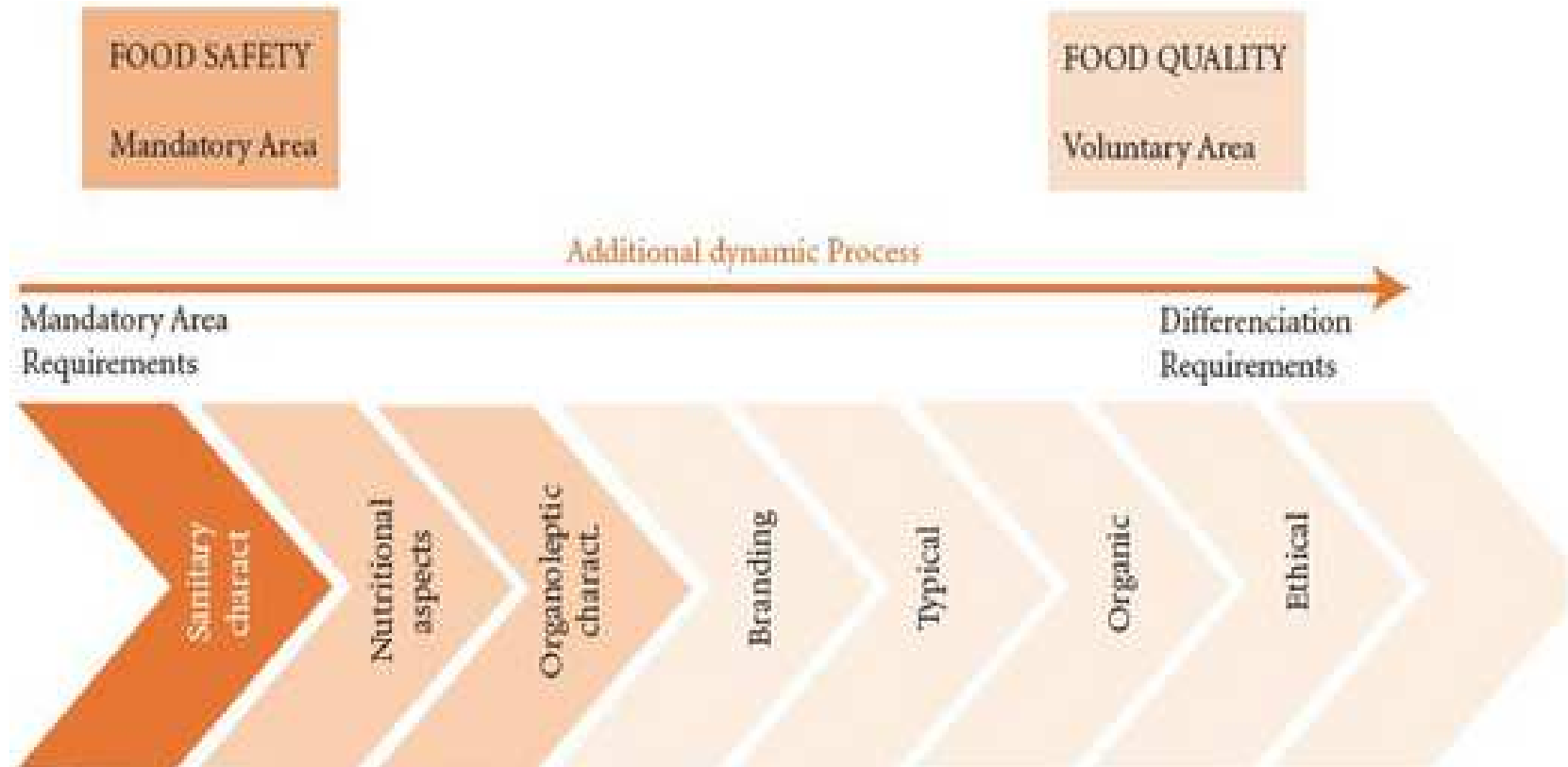


Background

EU27 main Agricultural Imports



The dynamic of quality concept



The rules applied at European level especially in terms of **quality and safety** standards influence

the trade of agricultural products and commodities between

the non-EU Mediterranean countries and the EU countries.



Explore the linkages between the Common Agricultural Policy and food security in Mediterranean region with a specific focus on southern and eastern Mediterranean countries

➤ *Trends of some indicators:*

🔑 *Macro-level affordability: Food Security Index; Cereals imports dependency;*

🔑 *Micro-level (household) affordability:*

food affordability score; food consumer price index; and household food expenditure.



- Secondary data especially from FAO, UN, EU* and CIHEAM. etc).

European Commission - Directorate-General for Agriculture and Rural Development **Agricultural trade statistics 2002-2011*

- The geographical coverage of this study is similar to that of the Mediterranean Strategy for Sustainable Development including 11 Northern Mediterranean and Balkan countries and 10 Southern and Eastern Mediterranean countries.



Food Security index in the Medit. countries

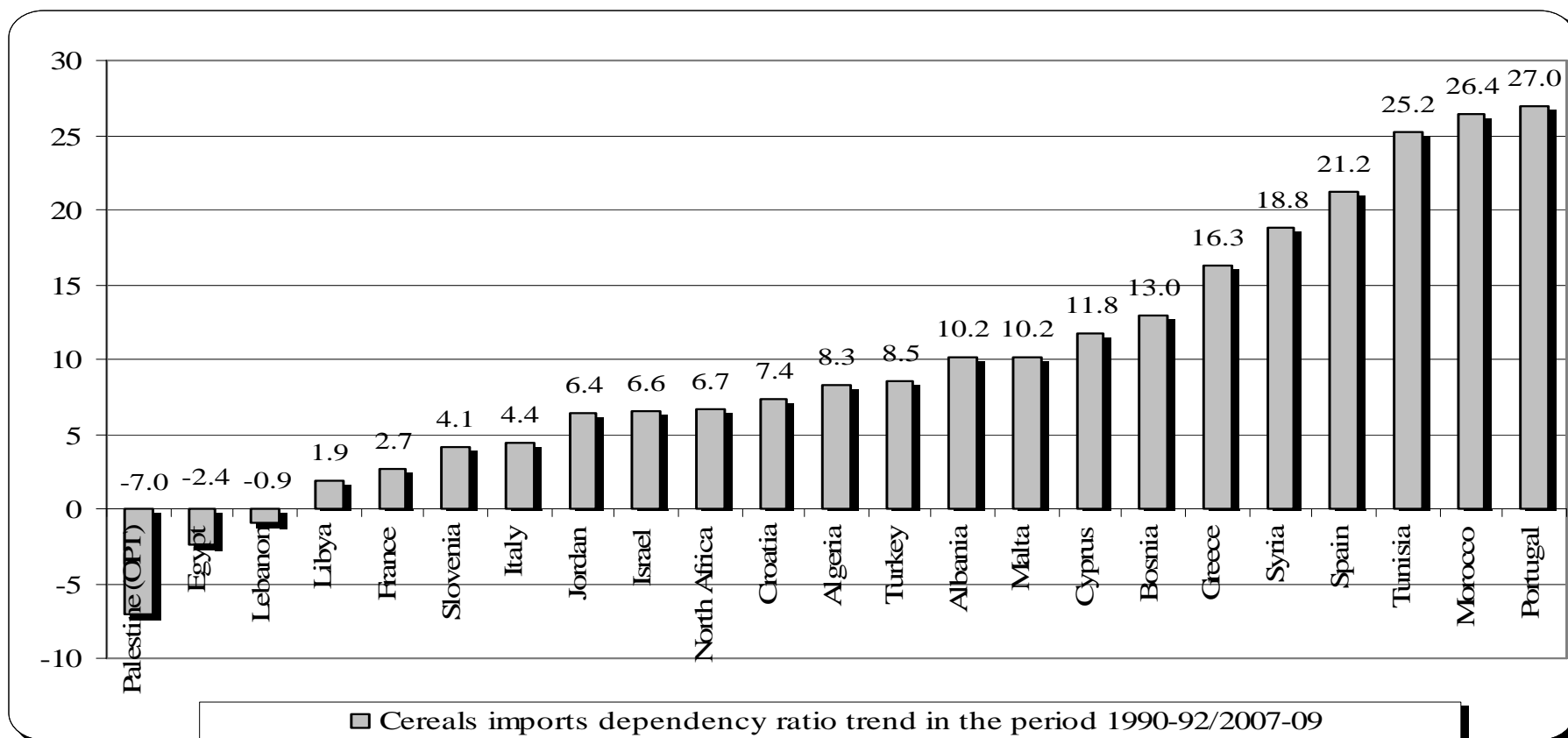
Global Food Security Index in selected Mediterranean countries (<i>Source: The Economist; 2012</i>)					
Countries	Overall Score (%)	Affordability (%)	Availability (%)	Quality and safety (%)	Rank/105
Algeria	40.1	38.2	39.1	47.6	72
Egypt	50.4	38.1	59.8	55.3	52
France	86.4	83.4	88.5	88.2	4
Greece	78.7	75.2	80.3	82.9	18
Italy	78.5	81.5	73.3	85.3	19
Jordan	49.8	51.8	49.0	47.1	49
Morocco	49.1	49.5	47.5	52.6	57
Serbia	56.8	58.8	51.4	66.3	49
Portugal	80.4	76.9	81.2	86.5	14
Spain	80.3	81.0	77.6	86.0	16
Syria	40.9	33.6	44.9	47.9	70
Tunisia	52.2	52.0	48.6	63.0	49
Turkey	62.2	55.6	66.6	66.2	33

Cereals imports dependency ratio

The **Cereals imports dependency** allows knowing how much of the available domestic cereal supply has been imported and how much comes from the country's own production (FAO, 2001).

Regions/ countries	1990-92	1994-96	1996-98	1999-01	2001-03	2004-06	2007-09
Croatia	1.6	4.4	5.0	7.4	8.3	8.4	9.0
France	6.4	7.3	6.7	8.8	8.6	7.6	9.1
Turkey	5.3	7.7	10.7	7.6	8.5	4.0	13.8
Bosnia	-	24.1	26.0	33.6	33.0	36.0	37.1
Egypt	37.9	37.9	36.9	35.6	35.0	32.8	35.5
Italy	36.2	32.5	35.8	36.8	40.4	38.3	40.6
Morocco	27.2	27.8	32.2	59.5	44.0	36.8	53.6
Portugal	55.6	62.6	67.0	70.6	76.3	83.2	82.6
Libya	89.9	91.4	90.5	91.3	90.2	91.5	91.8
Cyprus	81.9	79.4	88.4	86.7	81.5	88.1	93.7
Israel	87.7	92.7	93.1	95.2	93.1	93.5	94.3
Developing countries	13.2	13.9	13.7	15.2	15.5	15.4	15.5
North Africa	43.2	44.9	43.6	52.8	48.8	44.7	49.9

Cereals imports dependency ratio



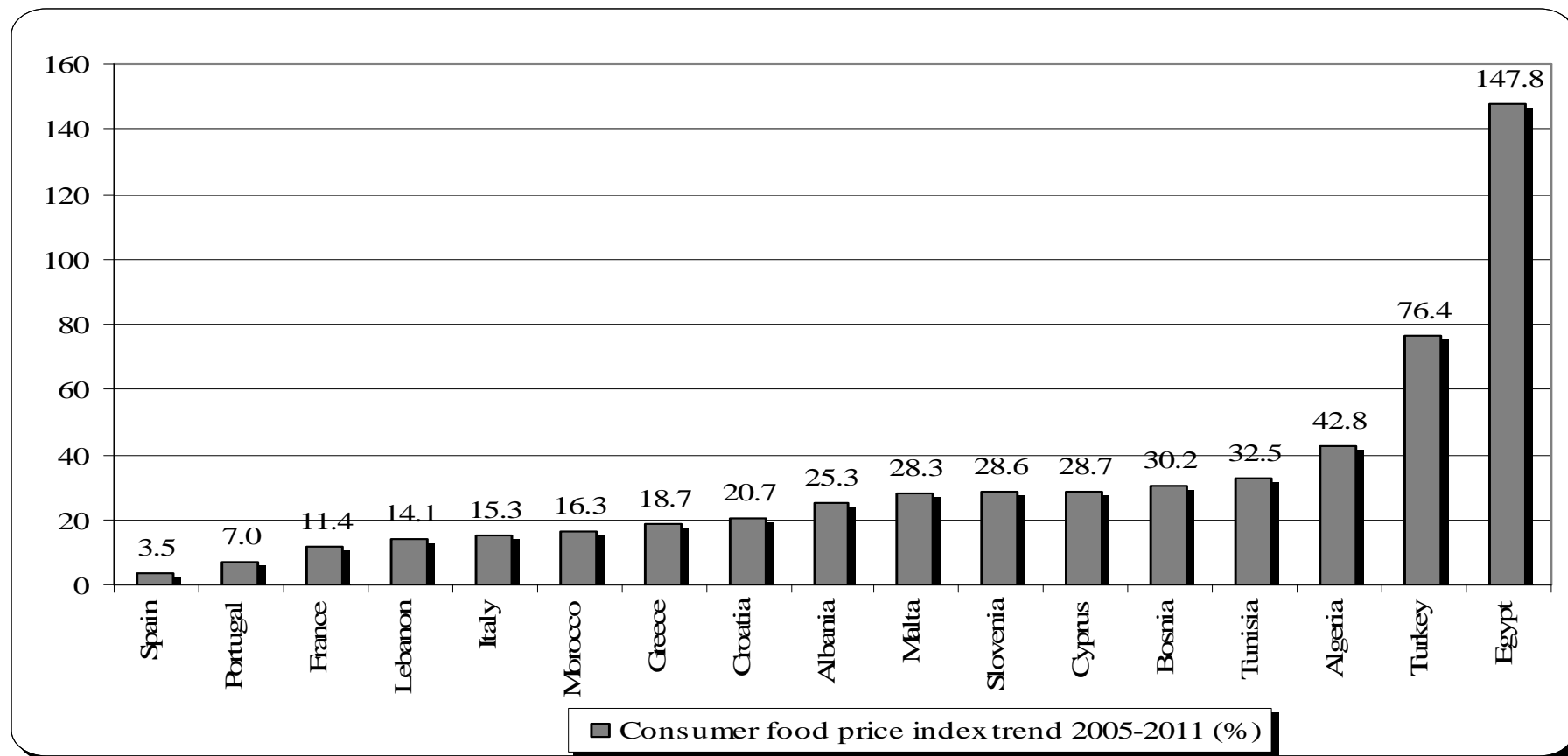
Cereals imports dependency ratios trend in the period 1990-92/2007-09.

Trend in Bosnia and Slovenia refers to the period 1994-96/2007-09

Source: Authors' elaboration based on FAOSTAT data

Food consumer price index (FCPI)

Food consumer price index aims to measure the change in food and non- alcoholic averages consumer prices over time (ILO, 1992).



Trend of consumer food price indices in selected Mediterranean countries; 2005-2011 *Source: LABORSTA*

Food affordability score

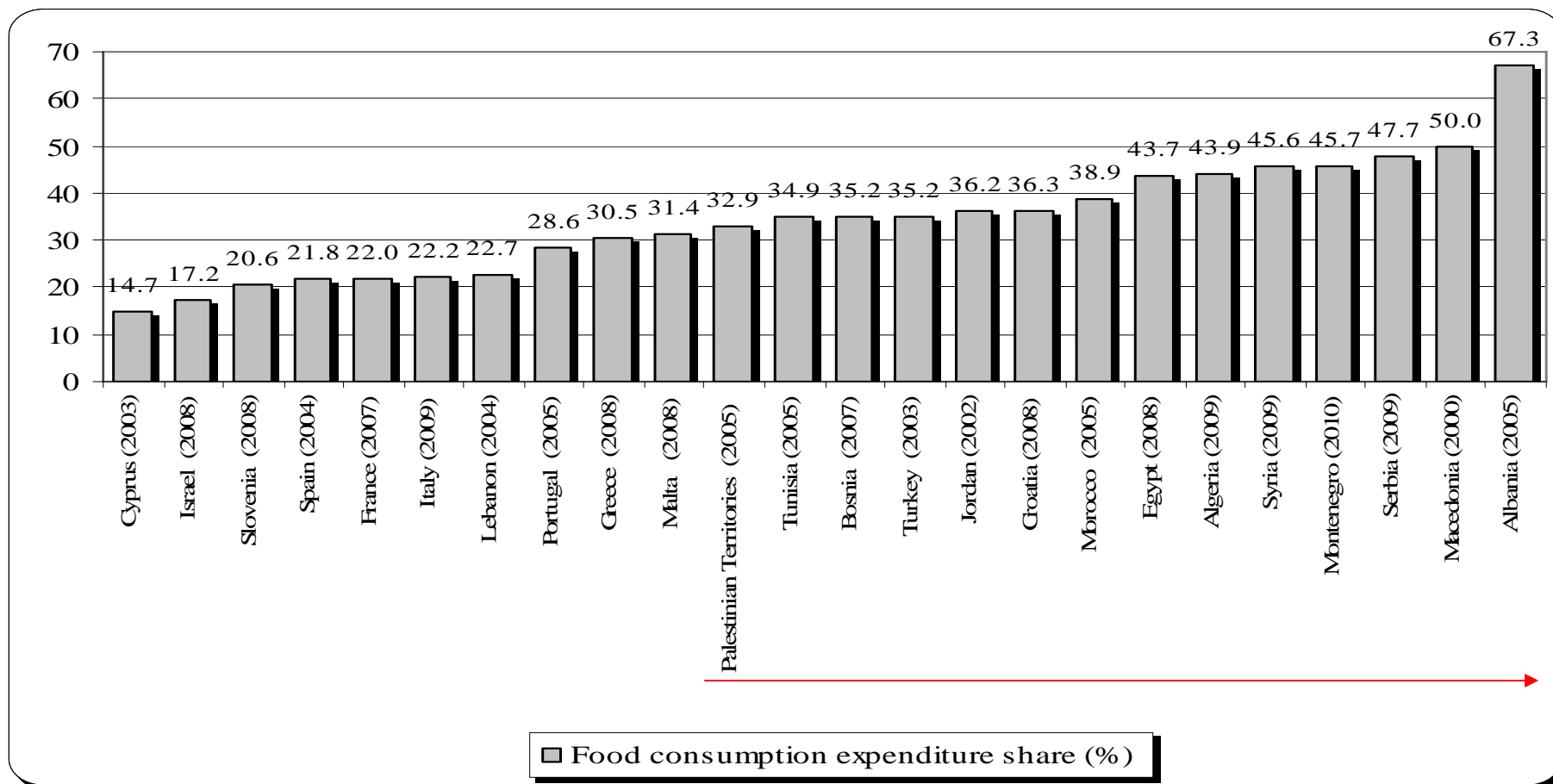
Food affordability score measures the ability of consumers to purchase food, their vulnerability to price shocks, and the presence of programmes and policies to support consumers when shocks occur (The Economist, 2012).

Country	June 2012	March 2013	Affordability change: June 2012-March 2013		Country	June 2012	March 2013	Affordability change: June 2012-March 2013
Syria	36.8	34.8	-2.0		Israel	81.2	81.4	0.2
Algeria	38.7	38.8	0.1		Greece	81.7	77.7	-4.0
Egypt	39.3	37.6	-1.7		Spain	85.7	84.0	-1.7
Morocco	50.9	51.5	0.6		Italy	85.6	84.3	-1.3
Tunisia	54.3	54.5	0.2		Portugal	82.0	80.5	-1.5
Turkey	60.1	58.6	-1.5		France	86.7	86.5	-0.2
Jordan	55.8	54.7	-1.1					

Food affordability scores in Mediterranean countries (100: most favourable) *Source: The Economist*

Household food expenditure

Household expenditure dedicated to food assesses the percentage of household annual income that is spent for buying food and non-alcoholic beverages (ILO, 2003).



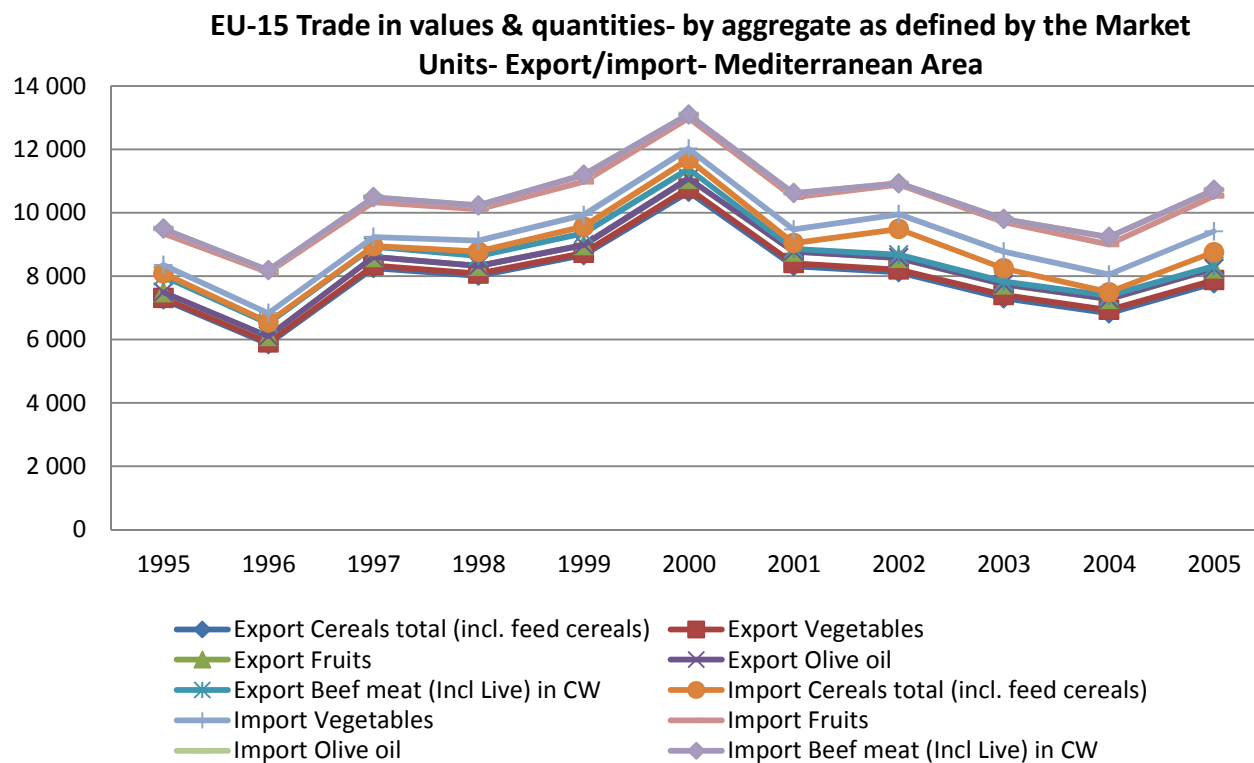
Food consumption expenditure in selected Mediterranean countries (%)
Source: FAO elaboration based on ILO, LABORSTA data

Household food expenditure: urban vs. rural

Country	Year	National	Rural	Urban
Albania	2005	67.3	71.0	64.1
Bosnia and Herzegovina	2007	35.2	37.1	33.1
France	2001	18.7	18.8	18.4
Greece	1998	38.3	41.9	37.7
Montenegro	2010	45.7	54.6	41.9
Morocco	2000	41.3	49.9	37.9
Occupied Palestinian Territories	2005	32.9	35.7	31.6
Portugal	2005	28.6	32.0	27.9
Serbia	2009	47.7	50.4	46.0
Syria	2009	45.6	51.3	42.2
Tunisia	2005	34.9	42.8	32.6

Share of food consumption expenditure in urban and rural areas of selected Mediterranean countries (%)
(Source: FAO elaboration based on ILO, LABORSTA data).

EU-15 Trade in values & quantities- by aggregate as defined by the Market Units- Export/import- Mediterranean Area

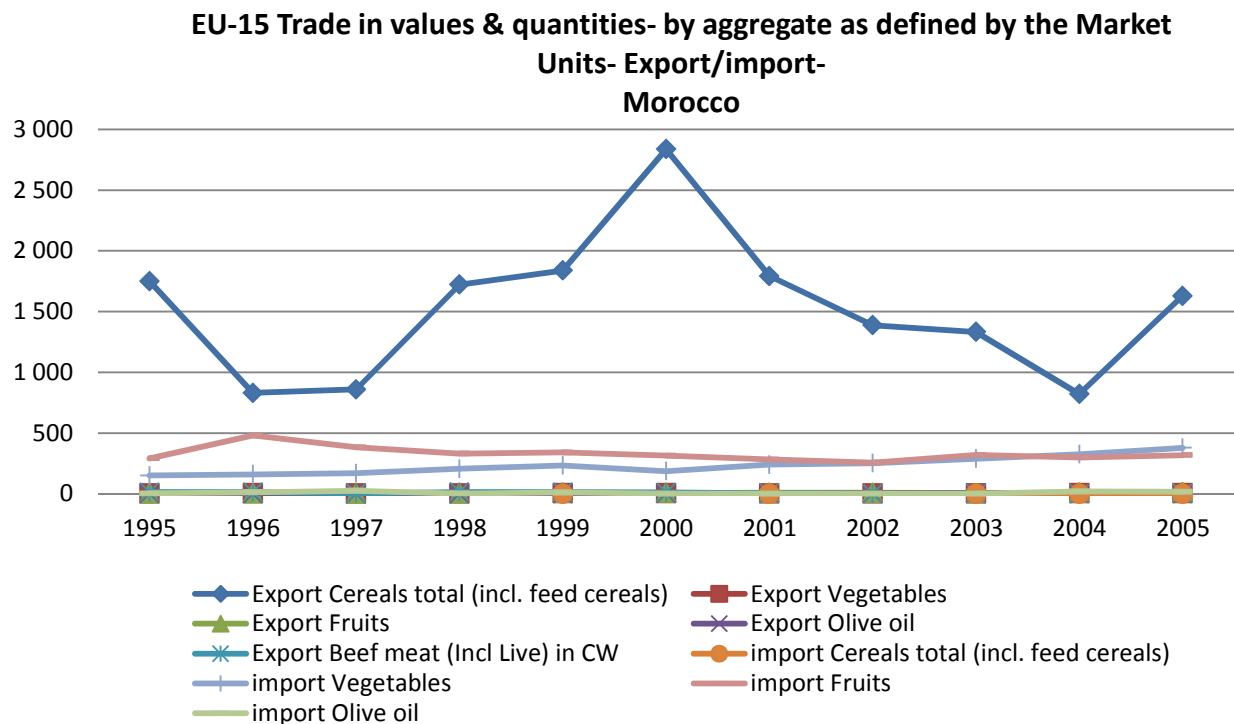


Value Unit: 1000 Tons

Source : our elaboration from European Commission - Directorate-General for Agriculture and Rural Development
Agricultural trade statistics 2002-2011



EU-15 Trade in values & quantities- by aggregate as defined by the Market Units- Export/import- Morocco

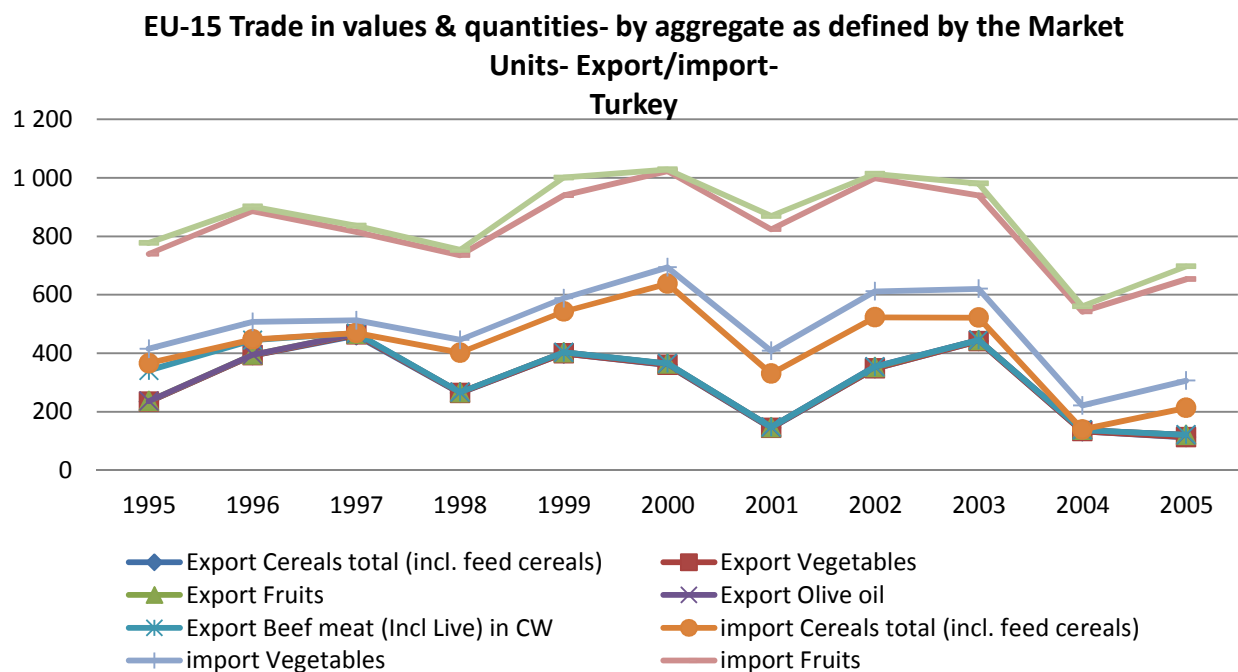


Value Unit: 1000 Tons

Source : our elaboration from European Commission - Directorate-General for Agriculture and Rural Development
Agricultural trade statistics 2002-2011



EU-15 Trade in values & quantities- by aggregate as defined by the Market Units- Export/import- Turkey



Value Unit: 1000 Tons

Source : our elaboration from European Commission - Directorate-General for Agriculture and Rural Development
Agricultural trade statistics 2002-2011



Take-home messages

- Mediterranean developing countries are threatened by climate change and population growth could make a bad situation worse
- South and eastern Mediterranean countries **can be a breadbasket** with **investment in infrastructure, increased irrigation, input use, improved technology** and **removal of trade barriers between countries**
- Recent international socio-economic and structural changes show a trend towards greater **convergence and complementarity** between the EU and the southern Mediterranean countries in the **definition of agricultural policies**, despite socio-economic and structural differences



Take-home messages

□ The CAP should respond to Food security challenge by promoting an open and stable trade regime for agricultural products.

- A major step would be the removal of its own agricultural tariffs and all subsidies that are not efficiently targeted at clearly defined public goods.

- This should be accompanied by additional support for enhancing agricultural productivity and food security in developing countries.



Take-home messages

□ The CAP should respond to Food security challenge by promoting an open and stable trade regime for agricultural products.

- A major step would be the removal of its own agricultural tariffs and all subsidies that are not efficiently targeted at clearly defined public goods.

- This should be accompanied by additional support for enhancing agricultural productivity and food security in developing countries.



General Suggestion

Research need

Sustainability impact assessment” (SIA) study to assess the economic, social and environmental impacts of the evolving Euro-Mediterranean Free Trade Area (EMFTA) and to evaluate external impact dimension of CAP on Global market and food security in developing countries

Avoiding the worse scenario:
a **“Mediterranean without Europe”**

A New Geopolitics of Food



- Avoiding the worse scenario: a “Mediterranean without Europe



Noureddin Driouech
driouech@iamb.it





Mediterranean Food Waste *Open Consultation*



Food waste is an issue of global significance, affecting food security and environmental sustainability, yet basic information is lacking on the types and quantities wasted.

The available statistics give the illusion of information, but are based on very limited data.



Take part of this open consultation in order to have the **opportunity** to spend one-week stay at MAI of Bari, free of charge...

[Open consultation LINK](#)





**Invitation for joining the International Network for Research and
Innovation on Food Security**

www.feedingknowledge.net

Five research and innovation priorities for food security:

- Sustainable natural resources management;
- Quantitative & qualitative enhancement of crop products;
- Socio-economic dynamics and global markets;
- Sustainable development of small rural communities in marginal areas;
- Food consumption patterns: diet, environment, society, economy and health



POLITECNICO
DI MILANO

METID